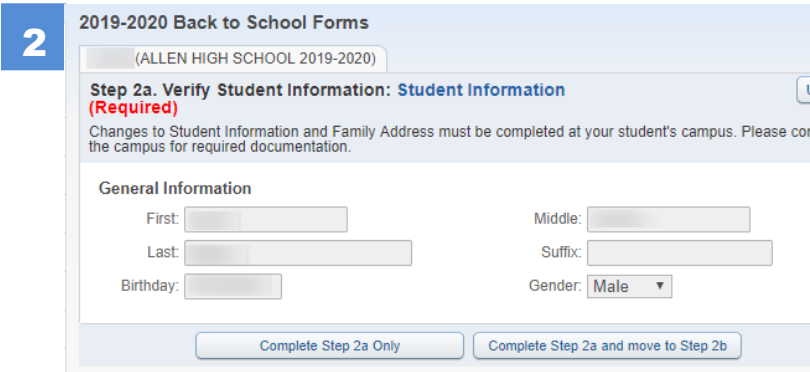
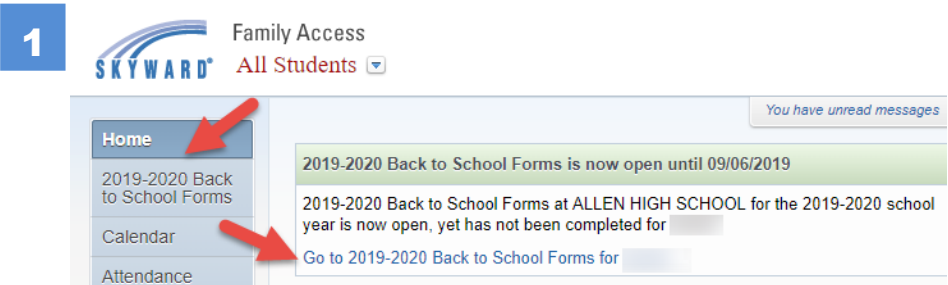


Parents can complete Back to School forms by logging into Skyward Family Access, clicking through a set of screens, and providing an electronic signature. Parents will have access to all referenced documents such as the Student Handbook, Code of Conduct, Acceptable Use Policy, etc. via live links on each form. Please complete your Back to School forms within the next few days. This process streamlines student data collection for campus registrars and ensures that Allen ISD has the most up to date information on your student.

You must complete these forms for each student enrolled in AISD.

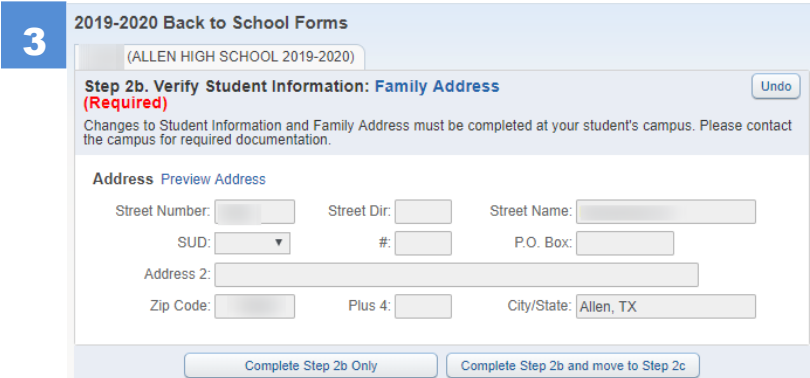
Primary guardians/parents will use their own "Parent" Family Access login to access the Back to School forms at the following link: <https://skyward.allenisd.org> Do not use your student's login. For additional help, please contact your student's campus.



Make sure your student's name is spelled correctly and that the birthdate and gender are correct.

The State of Texas requires that the student's name be exactly as it is on the birth certificate.

Contact your student's campus with any changes to this area.



Updates to your residence address must be done at your student's campus. Please contact the campus for required documentation to change address. You may still continue and submit Back to School forms prior to changing the address.

4

2019-2020 Back to School Forms

(ALLEN HIGH SCHOOL 2019-2020)

Step 2c. Verify Student Information: Family Information Undo
(Required)

Changes to Student Information and Family Address must be completed at your student's campus. Please contact the campus for required documentation.

Guardian Number: 1
 Name:
 Home Email:

Primary Phone: (214) Ext:
 Cell (214) Ext:
 Work (972) Ext:

[Complete Step 2c Only](#) [Complete Step 2c and move to Step 2d](#)

Make any changes to email addresses or phone numbers.

5

2019-2020 Back to School Forms

(ALLEN HIGH SCHOOL 2019-2020)

Step 2d. Verify Student Information: Emergency Contacts Undo
(Required)

Changes to Student Information and Family Address must be completed at your student's campus. Please contact the campus for required documentation.

[Add Emergency Contact](#) [Change Emergency Contact Order](#)

Contact Number: [Delete this Emergency Contact](#)

First:
 Middle:
 Last:
 Relationship:

Primary Phone: (972) Ext:
 Cell (469) Ext:
 Ext:

Contact Number: [Delete this Emergency Contact](#)

First:
 Middle:
 Last:
 Relationship:

Primary Phone: (214) Ext:
 Cell (214) Ext:
 Ext:

Contact Number: [Delete this Emergency Contact](#)

First:
 Middle:
 Last:
 Relationship:

Primary Phone: (469) Ext:
 Ext:
 Ext:

[Complete Step 2d Only](#) [Complete Step 2d and move to Step 3](#)

Update information on your emergency contacts.

DO NOT ADD YOURSELF AS AN EMERGENCY CONTACT. WE WILL ALWAYS CONTACT PARENTS FIRST.

Click on Add or Change Emergency Contact Order buttons for any contacts that need to be added or re-ordered.

6 Continue on through the remaining steps. When you have reached the last step, you should have a **green checkmark** next to each step.

Choose the last step which is **Complete 2019-2020 Back to School Forms**.

If you have any areas with a red “not completed” next to the step, you will have to return back to that step to complete it.

NOT COMPLETED

2019-2020 Back to School Forms

(ALLEN HIGH SCHOOL 2019-2020)

Step 18. Complete 2019-2020 Back to School Forms (Required)
By completing 2019-2020 Back to School Forms, you are confirming that the Steps below have been finished. Are you sure you want to complete 2019-2020 Back to School Forms for

Review 2019-2020 Back to School Forms Steps

Step 1)	How To Fill Out Forms	
Step 2)	Verify Student Information	Completed 07/18/2019 4:57pm
<i>No Requested Changes exist for Step 2.</i>		
Step 3)	Acceptable Use Policy	Completed 07/18/2019 4:57pm
Step 4)	Attendance	Completed 07/18/2019 4:57pm
Step 5)	Check Acceptance Policy	Completed 07/18/2019 5:12pm
Step 6)	Emergency Guide	Completed 07/18/2019 5:05pm
Step 7)	Family Survey	Completed 07/18/2019 4:59pm
Step 8)	Health Questionnaire	not completed
Step 9)	Military Status	not completed
Step 10)	Pest Control Management Information	not completed
Step 11)	Release of Student Information	not completed
Step 12)	Student Code of Conduct	not completed
Step 13)	Student Handbook	Completed 07/18/2019 5:01pm
Step 14)	Student Insurance Information	Completed 07/18/2019 5:02pm
Step 15)	Student Nutrition	Completed 07/18/2019 5:02pm
Step 16)	Transportation	Completed 07/18/2019 5:02pm
Step 17)	Volunteer Application	Completed 07/18/2019 5:02pm

Guardian Name: Guardian Address:

Submit 2019-2020 Back to School Forms

District Message

- How To Fill Out Forms
- Verify Student Information
✓ Completed 07/18/2019 4:57pm
 - Student Information
 - Family Address
 - Family Information
 - Emergency Contacts
- Acceptable Use Policy
✓ Completed 07/18/2019 4:57pm
- Attendance
✓ Completed 07/18/2019 4:57pm
- Check Acceptance Policy
✓ Completed 07/18/2019 4:58pm
- Emergency Guide
✓ Completed 07/18/2019 5:05pm
- Family Survey
✓ Completed 07/18/2019 4:59pm
- Health Questionnaire
✓ Completed 07/18/2019 5:00pm
- Military Status
✓ Completed 07/18/2019 5:00pm
- Pest Control Management Information
✓ Completed 07/18/2019 5:00pm
- Release of Student Information
✓ Completed 07/18/2019 5:00pm
- Student Code of Conduct
✓ Completed 07/18/2019 5:01pm
- Student Handbook
✓ Completed 07/18/2019 5:01pm
- Student Insurance Information
✓ Completed 07/18/2019 5:02pm
- Student Nutrition
✓ Completed 07/18/2019 5:02pm
- Transportation
✓ Completed 07/18/2019 5:02pm
- Volunteer Application
✓ Completed 07/18/2019 5:02pm
- 18. Complete 2019-2020 Back to School Forms**

Previous Step Next Step

Close and Finish Later

COMPLETED

2019-2020 Back to School Forms

(ALLEN HIGH SCHOOL 2019-2020)

Step 18. Complete 2019-2020 Back to School Forms (Required)
By completing 2019-2020 Back to School Forms, you are confirming that the Steps below have been finished. Are you sure you want to complete 2019-2020 Back to School Forms for

Review 2019-2020 Back to School Forms Steps

Step 1)	How To Fill Out Forms	
Step 2)	Verify Student Information	Completed 07/18/2019 4:57pm
<i>No Requested Changes exist for Step 2.</i>		
Step 3)	Acceptable Use Policy	Completed 07/18/2019 4:57pm
Step 4)	Attendance	Completed 07/18/2019 4:57pm
Step 5)	Check Acceptance Policy	Completed 07/18/2019 4:58pm
Step 6)	Emergency Guide	Completed 07/18/2019 5:05pm
Step 7)	Family Survey	Completed 07/18/2019 4:59pm
Step 8)	Health Questionnaire	Completed 07/18/2019 5:00pm
Step 9)	Military Status	Completed 07/18/2019 5:00pm
Step 10)	Pest Control Management Information	Completed 07/18/2019 5:00pm
Step 11)	Release of Student Information	Completed 07/18/2019 5:00pm
Step 12)	Student Code of Conduct	Completed 07/18/2019 5:01pm
Step 13)	Student Handbook	Completed 07/18/2019 5:01pm
Step 14)	Student Insurance Information	Completed 07/18/2019 5:02pm
Step 15)	Student Nutrition	Completed 07/18/2019 5:02pm
Step 16)	Transportation	Completed 07/18/2019 5:02pm
Step 17)	Volunteer Application	Completed 07/18/2019 5:02pm

Guardian Name: Guardian Address:


Submit 2019-2020 Back to School Forms

Click Submit 2019-2020 Back to School Forms.

8 You will receive the dialogue box below. Your student’s Back to School forms are not complete until you receive a “successfully completed” dialogue box and email confirmation.

*2019-2020 Back to School Forms was **successfully completed** and submitted to the district for xxxxxx on Tuesday, July 18, 2019 5:09pm by xxxxxxxxxxxx.*

(ALLEN HIGH SCHOOL 2019-2020)

 2019-2020 Back to School Forms was **successfully completed** and submitted to the district for [redacted] on Thu Jul 18, 2019 5:09pm by [redacted]

[Go back to review completed steps](#)

[Mark 2019-2020 Back to School Forms as not completed and make changes](#)

Check your email for confirmation:

Thank you for completing your student's 2019-2020 Back to School Forms. Please be sure to complete these steps for each student in your family.

Family Access is available throughout the year for attendance, immunizations and other health information, as well as report cards for all students.

In addition, students in grades 3rd-12th will also have live grade book and scheduling information. You may setup attendance and grading notifications to be emailed to you.

Your login username, password, and email address can also be updated by choosing Account Info once logged into Family Access.

Please contact your student's school with any questions regarding your Family Access account.

Thank you,

Allen Independent School District

- Step 1) How To Fill Out Forms
- Step 2) Verify Student Information
 - No Requested Changes exist for Step 2
- Step 3) Acceptable Use Policy
- Step 4) Attendance
- Step 5) Check Acceptance Policy
- Step 6) Emergency Guide
- Step 7) Family Survey
- Step 8) Health Questionnaire
- Step 9) Military Status
- Step 10) Pest Control Management Information
- Step 11) Release of Student Information
- Step 12) Student Code of Conduct
- Step 13) Student Handbook
- Step 14) Student Insurance Information
- Step 15) Student Nutrition
- Step 16) Transportation
- Step 17) Volunteer Application