
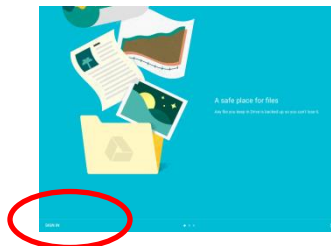


How students can login to the Google Drive App on the iPad

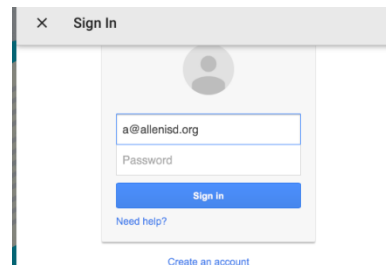
Touch the Drive icon to open the Drive app on the iPad



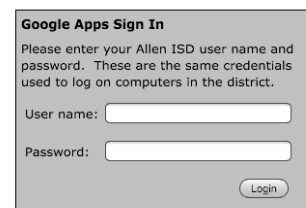
In the lower left corner, touch “sign in”



Students type a@allenisd.org for the email address. Do not enter a password .. it's not needed. Just touch the Sign In button.

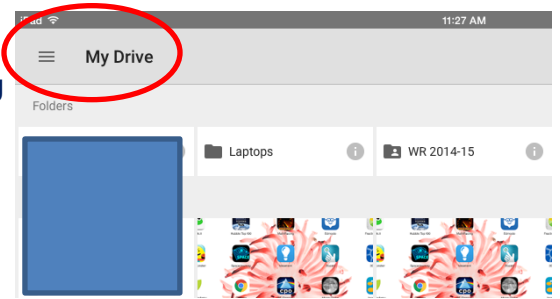


The AllenISD Google Apps Sign In window will open up. Have the students enter their network login (user name & password used to sign in to computers every day).

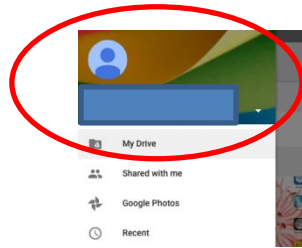


Make sure students LOG OUT of their Google Drive account before returning the iPad

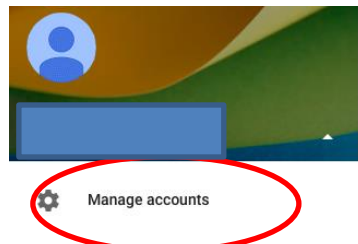
Touch the upper left hand corner where there are 3 lines showing



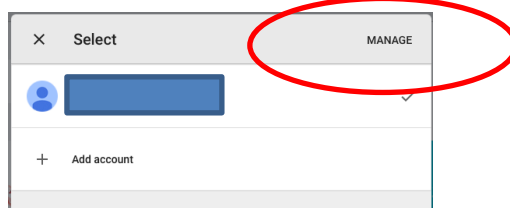
Touch where your email address displays under your name in the upper left hand corner



Touch Manage Accounts



Touch Manage



Touch Remove



Touch Remove again, and you will be logged off.

