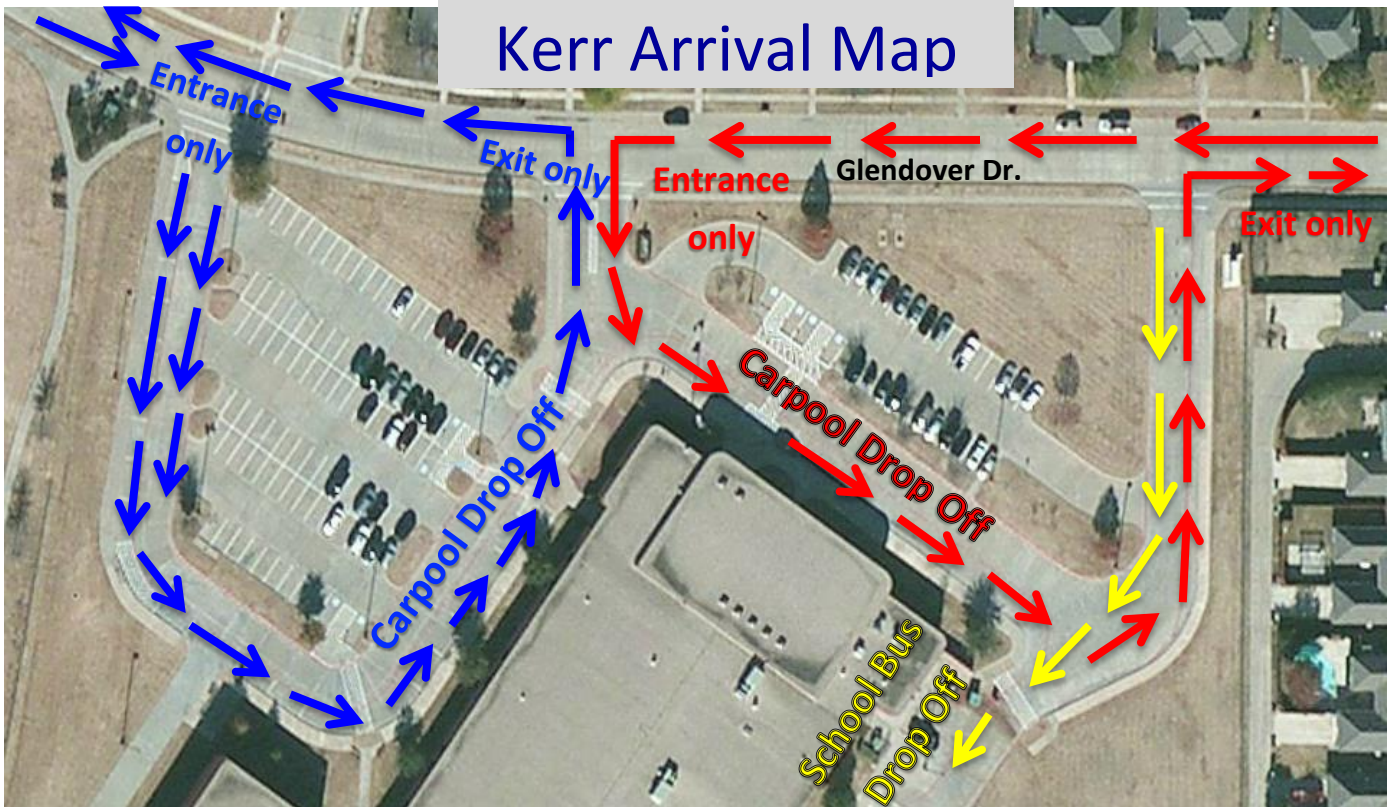








Kerr Arrival Map



-  Use the **BLUE** route for vehicles entering **WEST** of Kerr Elementary
-  Use the **RED** route for vehicles entering **EAST** of Kerr Elementary
-  **YELLOW** route is for school bus drop off only

Kerr Dismissal Map



-  Use the **PURPLE** route to pick up Kindergartner, 1st and 2nd grade students
-  Use the **GREEN** route to pick up 3rd, 4th, 5th and 6th grade students
-  **YELLOW** route is for school bus and daycare pick up only

Kerr Arrival & Dismissal Procedures

Arrival

- The building opens at 7:30 am with supervision in the cafeteria for K, 1st and 6th graders and in the gym for 2nd, 3rd, 4th and 5th graders. Please do not drop children off prior to 7:30 am.
- We encourage students to meet their classmates in the designated areas by 7:45 am. Teachers will pick up their classes from the cafeteria and gym at that time.
- Please see arrival map for the drop off locations. Only the arrival designated doors will be open from 7:30 – 7:55. All campus doors will lock at 7:55 am for security purposes.
- If you walk your child to the cafeteria or gym doors for drop off, please make sure to park in a designated parking spot and not in the carpool line.
- Be a great role model - use the crosswalks!

Dismissal

- Dismissal times: 2:45 pm (Kindergarten) 2:50 (1st – 2nd grade) 2:55 (3rd – 6th grade)
- Please see dismissal map for the pick-up locations.
- The front entrance is designated for bus and daycare ONLY.
- Each family has a carpool sign with the last name printed on it. These signs are color coded by grade level and default to the youngest child.
- Please hang your carpool sign from your rearview mirror. Staff members will rely on these signs to safely hand deliver your children to you when you enter the “Loading Zone”. Please remain in your car – let us do all the work!
- If you have older children, please consider coming after their dismissal time to avoid having to leave and reenter the carpool line. Otherwise the “Loading Zone” will come to a stop. If the older child is not out when you reach the “Loading Zone”, please know you will be asked to exit the “Loading Zone” so dismissal can continue smoothly.

Parent Waiting Zone

- For parents who walk to meet their child, there will be a “Parent Waiting Zone” outside on the west side of the building. This area will be marked with signs and cones.
- A color-coded carpool sign will be required to pick up your child from the waiting zone.
- Kindergarten and 1st grade students will be dismissed from the west side door and 2nd grade on the grassy area outside the 1st grade windows.
- Give your child’s carpool sign to the “Parent Waiting Zone” staff member. He/she will announce the child’s name which will alert the teacher to release your child to the “Parent Waiting Zone”.
- Please do not gather in the student loading zones and remove your child from their class line. All students must be accounted for by their teacher before being released from their class area.